



Micromedical VisualEyes™ 515/525

VisualEyes™ 515/525
Complete VNG
solution for balance
assessment



TOUCH THE FUTURE

**Micromedical
by Interacoustics**

Balance testing with VisualEyes™ 515/525



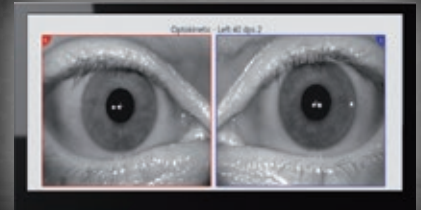
Video Nystagmography provides ideal conditions for the observation, measurement and analysis of eye movements. It saves time, reduces costs and avoids the problems of myogenic and electrical noise.

Interacoustics offers two VNG solutions, each with increasing scope:

- VisualEyes™ 515 is the standard VNG platform with standard protocols for Spontaneous Nystagmus, Bithermal Caloric, Positional and Dix-Hallpike testing.
- VisualEyes™ 525 offers the same test protocols as VisualEyes™ 515 and additionally expands into oculomotor tests with standard protocols for Gaze, Saccade, Smooth Pursuit and Optokinetic testing.

User-friendly features

- Large eye display
- Remote operation
- Voice and audio cues
- Seamless video playback



Large eyes on second monitor

Large eyes on second monitor

- Optimal for full-field visual stimuli
- Eyes displayed on monitor during non-oculomotor tests
- Exceptional view of the patient's eyes from anywhere in the room

Modern touch-enabled user interface

- Software is completely designed with touch capability in mind
- User can move seamlessly through a test battery without ever touching the mouse
- Shortest time from test to conclusion
- Intuitive design



Intuitive design



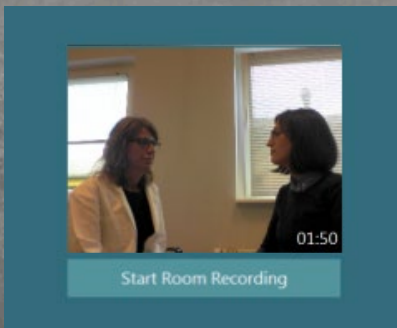
Hand-held remote

Remote start/stop options

- Hand-held remote
- Goggle button
- Foot pedal

Situational camera including video interview

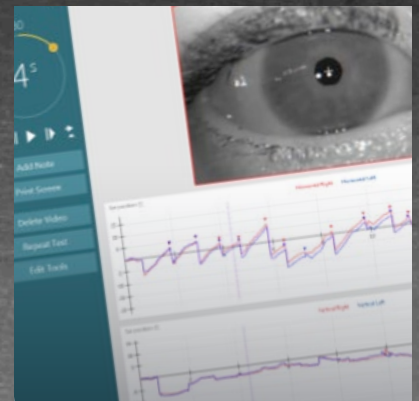
- Record the patient's comments and case history
- Capture positional maneuvers with sound
- Patient interview before and after testing



Situational camera

Superior video playback

- Playback in slow motion or frame by frame
- Crosshairs displayed during playback
- Time line scrolls to show location in raw data tracing synchronized with video
- Videos are stored in a convenient easily accessible folder on the main screen



Superior video playback

Voice timer with audio cues

- Choose voice, beep, or both
- Option to count down or count up
- Cues for positioning the patient



Voice timer offers cues for positioning the patient

VisualEyes™ 515 Vestibular analysis



VisualEyes™ 515

Touch activated software
Automated calibration
Automatic fixation light
for caloric testing
Portable - connect
and go



The VisualEyes™ 515 is designed for convenient computer aided analysis of positional and caloric tests.

Rapid data transfer technology enables very high quality video and precise measurements with all results stored in the OtoAccess™ database. The system also includes functions for printing reports and sharing data.

Connect and go

VisualEyes™ 515 is a completely portable VNG system. There is no bulky equipment to get in the way. Start the software, place the goggles on the patient and you are ready to test.

High quality video and analysis

The VisualEyes™ 515 performs real-time analysis. Rapid data transfer allows much more data to be analyzed, giving very precise measurements and outstanding video quality.

Integrated room video and sound

Record both the patient's activity as well as the eye movements. Record and save initial and existing patient interviews.

Remote controlled testing

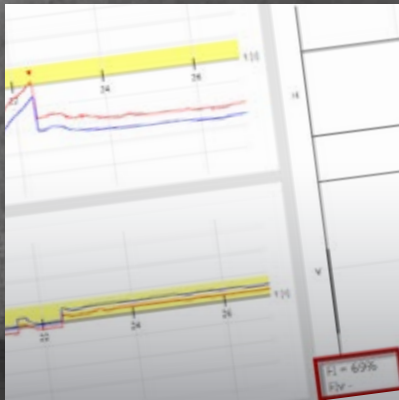
It is possible to step through the tests using the USB connected foot pedal, hand-held remote or goggle button.

Video recording

The video from each test can be recorded and stored in full on the associated storage device (typically a hard drive) where it is linked to the results in the database record. The only limit to the size of the recording is the storage capacity of the recording device.

When the session is reviewed, the recording will be available for replay in normal, fast or slow mode. There is also the option to review the recording one frame at a time.

The recording can be exported in AVI format for consultation or teaching purposes. Various sound file formats are available to include sound recording together with the video.



Spontaneous Nystagmus test with fixation index

Additional features

- Cutting edge eye trackers adjust for make-up and dilated pupils
- Reader station enables shared access to patient reports from multiple work stations
- Monothermal Warm Caloric Screening Test (MWST) available after completion of two warm irrigations
- Torsional eye movement observation with full screen eye images
- Nystagmus edit functions
- Spontaneous Nystagmus Test with fixation index calculation
- Compact & convenient hardware
- Integration with Air Fx and Aqua Stim caloric irrigators
- Tester notes recorded with results
- Short automated calibration
- User-definable protocols
- Real-time data analysis
- High quality printouts of all analyses and selected raw data



Nystagmus edit slope



Nystagmus bar graph

Related products

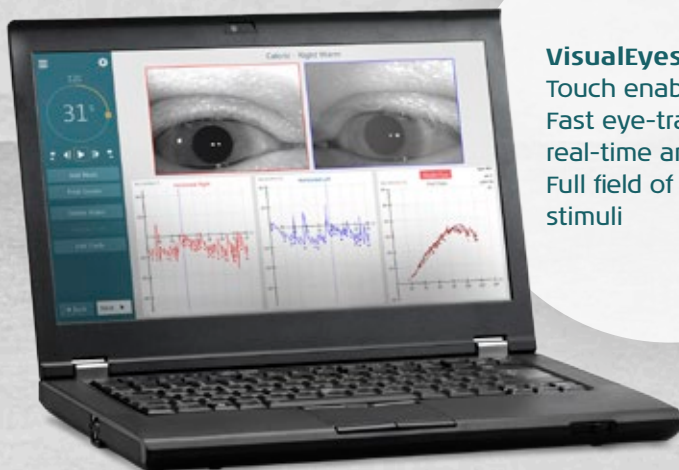
- Eclipse with Vestibular EP
- Air Fx Caloric Irrigator
- Aqua Stim Caloric Irrigator



VisualEyes™ 525 Vestibular & Oculomotor analysis

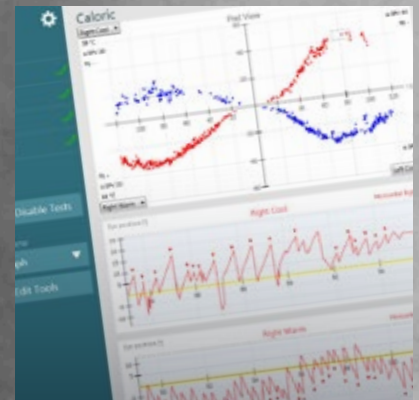
The VisualEyes™ 525 is designed for clinics that carry out detailed balance evaluations. It contains all the features of the VisualEyes™ 515 plus computer aided analysis of oculomotor tests.

Rapid data transfer technology enables high quality video and precise measurements, with all results stored in the OtoAccess™ database. The system also includes functions for printing reports and sharing data.

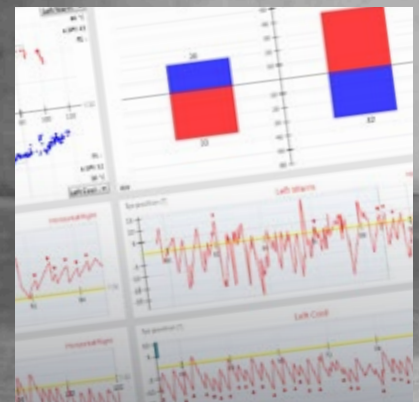


Caloric test

VisualEyes™ 525
Touch enabled software
Fast eye-tracking &
real-time analysis
Full field of view visual
stimuli



Caloric summary pod view



Caloric summary bar graph

Complete balance testing

Tests include automated calibration, Spontaneous Nystagmus, Gaze, Tracking, Saccade, Optokinetics, Positional, Hallpike and Bithermal/Monothermal Caloric. Easily design your own test protocols, which can be loaded with a single touch click.

Software-generated ocular stimuli

Full field of view visual stimuli are software generated from your laptop or PC connected to a video projector or an LCD screen. The digital stimuli are ideal for both pediatric and adult populations and include several default patterns, e.g. stripes, chessboards and cartoons for pediatric applications.

Automatic or manual analysis

The system produces highly accurate test results, but you can switch to manual edit mode in all tests to overrule the automatic analysis. In manual edit mode you can add or delete nystagmus marks, change slopes and define alternative areas of analysis.

Remote controlled testing

It is possible to step through the tests using the USB connected foot pedal, hand-held remote or goggles button.

Customizable protocols

The VisualEyes™ 525 test battery includes Spontaneous Nystagmus, Dix-Hallpike, Positional and Bithermal Caloric tests. In addition to the standard default protocols, you can design your own protocols.

Video recording

The video from each test can be recorded and stored in full on the associated storage device (typically a hard drive) where it is linked to the results in the database record. The only limit to the size of the recording is the storage capacity of the recording device.

When the session is reviewed, the recording will be available for replay in normal, fast or slow mode. There is also the option to review the recording one frame at a time. The recording can be exported in AVI format for consultation or teaching purposes. Various sound file formats are available to include sound recording together with the video.

Sharing results

The VisualEyes™ 525 is designed to facilitate collaboration. All results are stored in the OtoAccess™ database with abilities for printing detailed colour reports. Results and recordings can also be exported to pdf for electronic charting purposes.

Other features

- Cutting edge eye trackers adjust for make-up and dilated pupils
- Reader station enables shared access to patient reports from multiple work stations
- Monothermal Warm Caloric Screening Test (MWST) available after completion of two warm irrigations
- Torsional eye movement observation with full screen eye images
- Sleek portable design
- Fully randomized combined vertical and horizontal saccade protocol
- Detailed oculomotor testing
- Customizable
- Monocular or binocular
- ANSI standard compliant
- Real-time analysis
- Synchronized video playback
- Full color printed reports for each test including a summary page

Related products

- Eclipse with Vestibular EP
- Air Fx Caloric Irrigator
- Aqua Stim Caloric Irrigator
- EyeSeeCam Video Head Impulse Test (vHIT)





Read more at
micromedical.com
interacoustics.com

academy.interacoustics.com (training materials)

Caloric Irrigators

Air Fx

The Air Fx caloric irrigator has an otoscopic handle with illumination and magnification. An integrated water reservoir helps cool air down to 20°C, and warm irrigations can be performed up to 50°C. The Air Fx can be used as a stand-alone device, or can be controlled from the Visualeytes™ 525/515 software.

Aqua Stim

The Aqua Stim caloric irrigator offers 30°C cold and 44°C warm caloric irrigations. The Aqua Stim can be used as a stand-alone device, or can be controlled from the Interacoustics VNG software. An external water tank eliminates the need for a drain or water supply in the examination room.

Micromedical
mminfo@micromedical.com
800-334-4154
217-483-2122
micromedical.com



Micromedical
by Interacoustics